Forsta

March 2026

Product Release

Customer Success

In the month of March, we added new features for you to check out for the following products:

— Panel Management

1. New Data Export format available
2. Improved workflow for updating existing queries
3. Preference option available for admin session expiration workflow
4. Email templates now support using points for font sizes
5. Community: Improved accessibility for errors on warning boxes, invalid and required fields for WCAG compliance.
6. A new responsive community theme is now available.
7. You can now delete projects that contain campaigns which have not been sent

— Decipher (Forsta Surveys)

1. Relaunch a closed survey from the Response Summary
2. Language Manager – New Languages added
3. New S2S authentication for RepData
4. Terminate elements now include a check-box that controls whether they are counted in survey incidence.

— Forsta Plus

1. Studio updates including:
   a. Microcharts, activeColumns & Comments search
   b. Favorite Reports
   c. AI Summary Widget
   d. Gauge Plus Widget (Limited Availability)
   e. AI Explainers (Limited Availability)
2. Action Management: Conditional Assignment
3. Survey Designer: Storage of prompts used by Open Assist question

— Forsta Visualizations

1. Report Insight – New AI object in StoryTeller
2. Research Agent – Now available for report users!
3. StoryTeller improvements including rounded bar edges and updated interface enabled by default for all new projects!
4. Data management: Delete multiple answers
5. Admin setting: Disable all AI

©2024 Forsta. All Rights Reserved. a PG Forsta company.

Keep reading to learn about these improvements!

You can also now review previous months' product updates at any time via the knowledge base!

https://pgforstaproductupdates.zendesk.com/hc/en-us/p/ProductUpdates

Panel Management

1. **Panel: Data Export options**

   You can now export data in OpenDocument Spreadsheet (ODS) format.

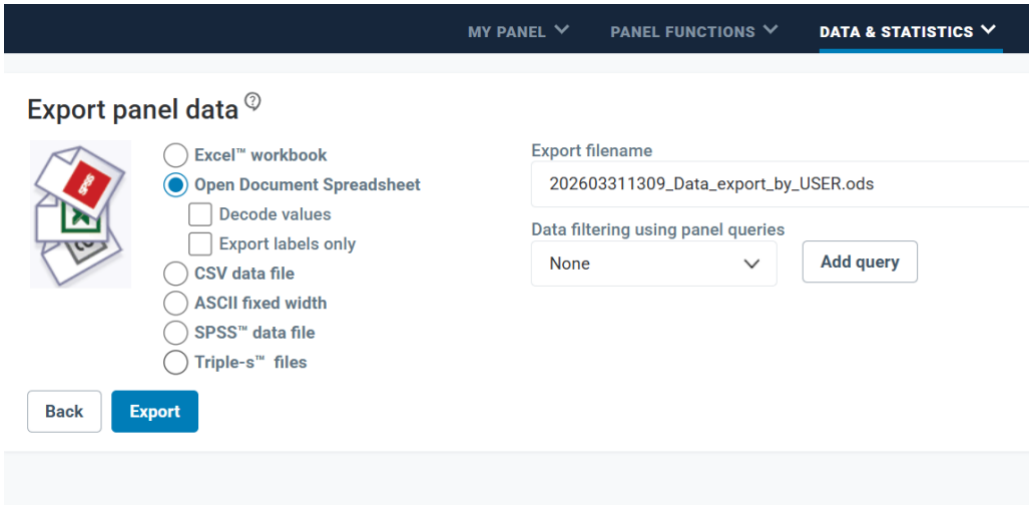

   Learn more: Export Panel Data

   Learn more: Export Project Data

2. **Panel: Improved workflow for updating existing queries**

   When you edit an existing query without saving it, the original query conditions remain unchanged.

©2024 Forsta. All Rights Reserved. a PG Forsta company.

3. **Panel: Preference option available for admin session expiration workflow**

When logging in, a prompt is displayed, giving users an option to go to the page they left off by logout or session expired.

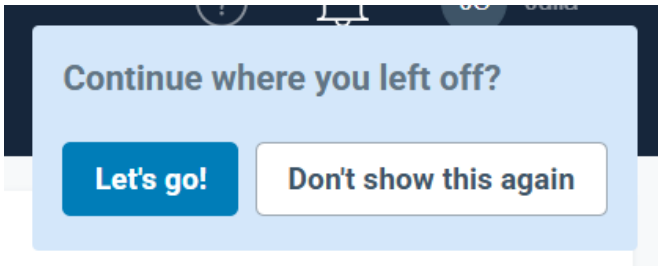

4. **Panel: Email templates now support using points for font sizes**

You can now set font sizes using points in responsive email templates.

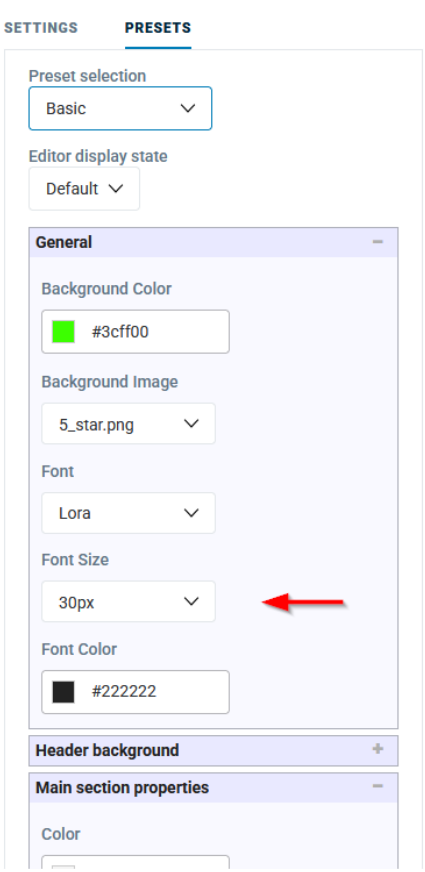

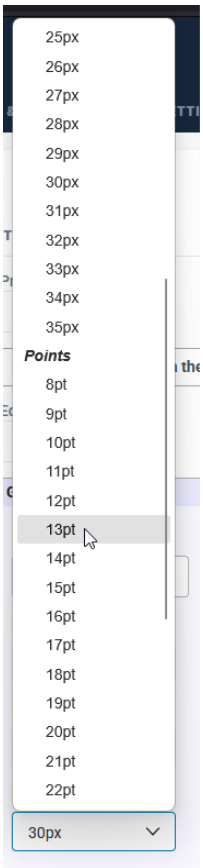

©2024 Forsta. All Rights Reserved. a PG Forsta company.

5. **Community: Improved accessibility for errors on warning boxes, invalid and required fields.**

6. **Community: New responsive community theme is now available**

   This theme, Responsive (Grey), uses a single stylesheet across all devices (Desktop, Tablet, Mobile).

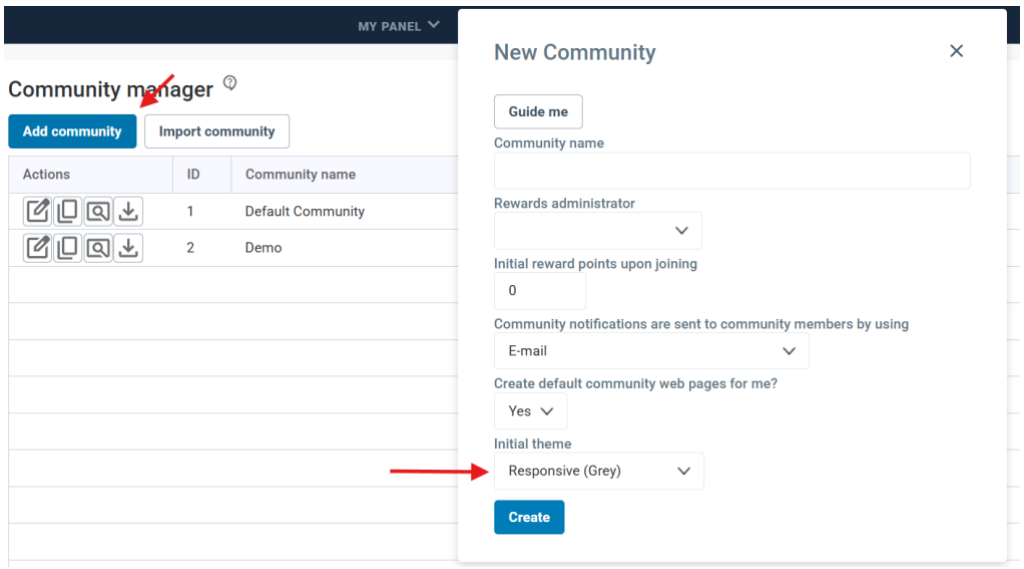

   Learn More: Community Themes

7. **Projects: You can now delete projects that contain campaigns which have not been sent.**

   Learn more: Deleting a project

Decipher (Forsta Surveys)

1. **The option to relaunch a closed survey has been restored to Response Summary**

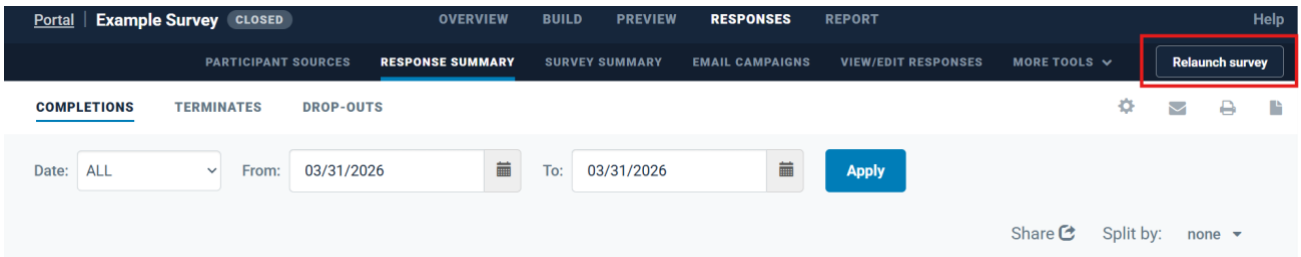

©2024 Forsta. All Rights Reserved. a PG Forsta company.

2. **The Roman variant of Urdu and Nepali are now available in Language Manager**
   Learn more: **Language Manager**

3. **New S2S authentication available for RepData sample provider**
   Learn More: **Configuring Secure Samples**

4. **Terminate elements** now include a check-box that controls whether they are counted in the survey's incidence calculation.

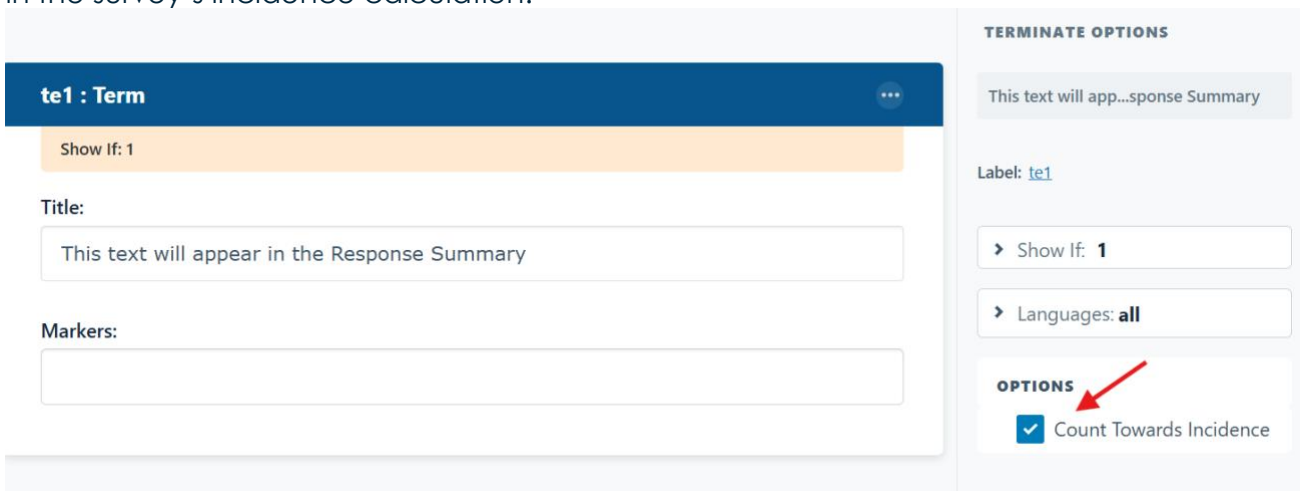

Forsta Plus

1. Studio Updates

a. **New setting on microchart bars to show positive and negative values from a central zero axis**, for better vizualisation of data on a positive and negative scale (e.g. sentiment, differences)
   Support of activeColumns on table widgets, allowing customisable configuration of table columns based on selector values. (support in comments widget coming soon)
   Search bar added to comments widget, in alignment with the recent search bar added to hierarchy datagrids.

   Why?
   These features have been developed in order to support requirments on our model system dashboard products, but also can be used in any generic Studio dashboard use case, providing greater flexibility to dashboard designers and viewers.

   Availability

©2024 Forsta. All Rights Reserved. a PG Forsta company.

These features are **available now** to all users.

The full set of properties available can be found in the CDL reference guide here: https://author.us.confirmit.com/docs/studio/current/reference/Widgets/widget.dataGrid.widget_dataGrid.html#widget_dataGrid-widget_dataGrid_row_reportingHierarchy.reportingHierarchy

b. Favorite Reports

Reports can now be flagged/starred in the Studio Report list for ease of finding

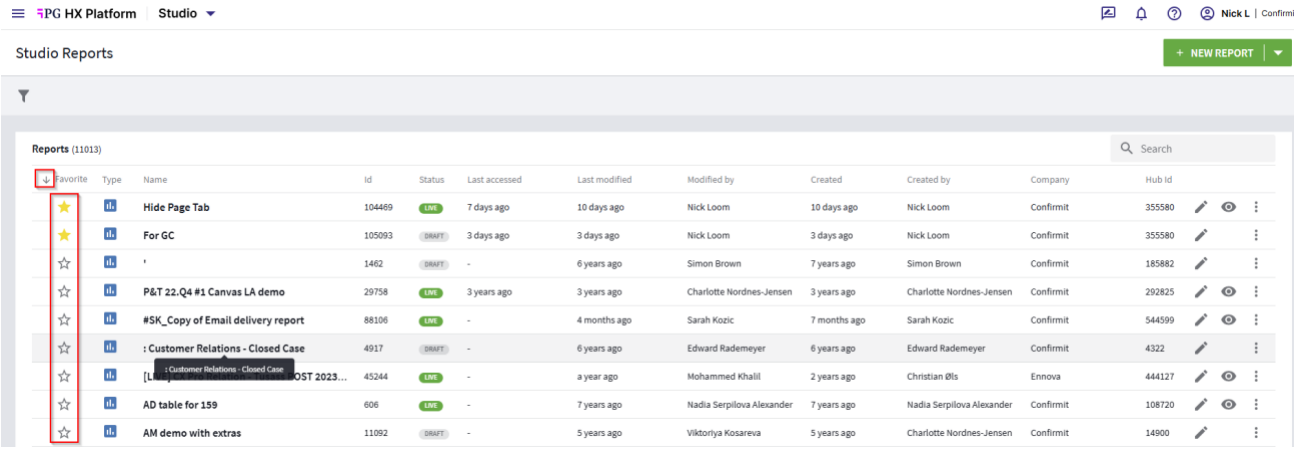

c. AI Summary Widget Updates

What's New?

- Models updated to 4.1mini
- Copy to clipboard feature added as standard
- Ability to change order of prompts in SVD (Studio Visual Designer)

Why?

- Updating the models offers greater intelligence and reasoning capability, faster processing and higher token limits. No user interaction required. These updates are automatic.
- A new copy to clipboard feature meets demands for users to be able to take output summaries and use them elsewhere, whilst re-ordering of prompts in the UI removes the need to revert to CDL to make updates.

©2024 Forsta. All Rights Reserved. a PG Forsta company.

d. Gauge Plus Widget (Limited Availability)

What's New?

- **Extensions to the gauge visualization:** Arc, Horizontal or Vertical Line options
- **Range thresholds displayed within the gauge** for greater context. E.g. performance threshold ranges, percentile distributions.
- **Flexible positioning of additional value tiles** for supporting metrics
- **Configuration through the Visual Designer** including dynamic property selection based on data available in the dashboard i.e. reference data.

Why?

For customers who wish to display KPI values with additional performance context such as percentile ranges or performance thresholds, the extended Gauge Plus widget can convey this key information in a single, compact visualization.

Availability

The new Gauge Plus widget is currently released as **Limited Availability via a feature toggle** as we go through a feedback period. The feature toggle can be added upon request. We look forward to your feedback!

The CDL reference guide and Knowledge base updates will be available in due course for General Availability.

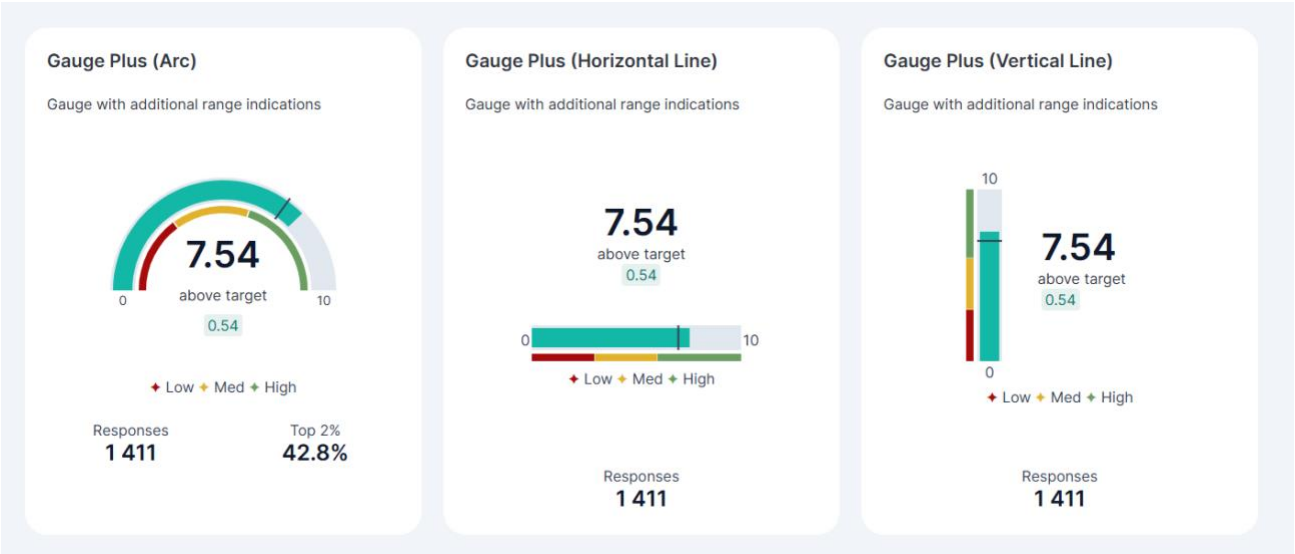

©2024 Forsta. All Rights Reserved. a PG Forsta company.

e. AI Explainers (Limited Availability)

What's New?
AI explainers provide a summarized set of key points for visualizations that have a high amount of information density (e.g. large datagrids, complex charts). The generated summary will look for points of interest around trends, high and low performing areas, and outliers.

- **AI-Generated summary of key information from data grid and charts** displayed in a modal window
- **AI explainers can be added to datagrids and charts** through a new button option in the widget footer
- **Ability to specify additional widget context** to help guide the AI into providing insights relevant to the information that the visualization is looking to answer.

Why?
Automate and simplify the interpretation of large tables of numbers into a digestible, actionable format by using AI.

Availability
The new AI Explainer functionality is currently released as **Limited Availability via a feature toggle** as we go through a feedback period. The feature toggle can be added upon request. We look forward to your feedback!

The CDL reference guide and Knowledge base updates will be available in due course for General Availability.



The default footer button when enabled:

©2024 Forsta. All Rights Reserved. a PG Forsta company.

The displayed AI-generated summary (in a draggable modal)

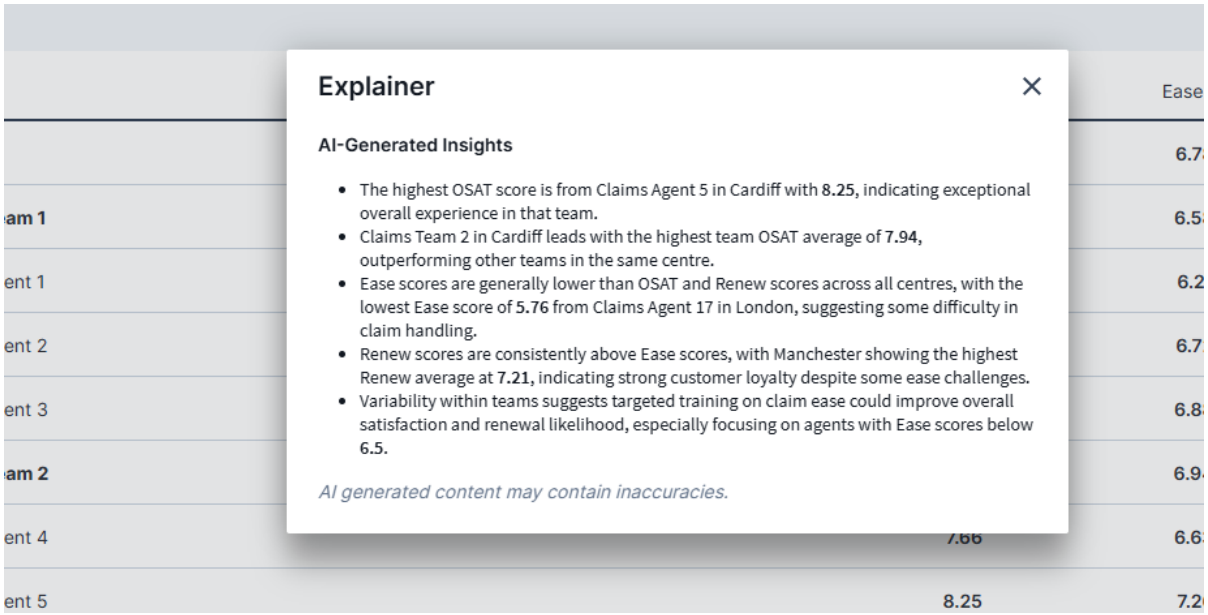

2. Action Management: Conditional Assignment

Conditional assignment is a way of choosing which end users are assigned to a case at the time of case creation. Action Management already has Auto Assignment, which allows you to use a hidden or background variable to dynamically select end users to assign to a case at the time of its creation. In some cases, survey scripting is needed to choose these users, because the person assigned to the case depends on the responses in the survey. For example, you may need to select a different case manager depending on a location variable.

This works great if someone is taking the survey. But what if you're importing survey data from another source? In that case, you can't use survey scripting to populate an auto assignment variable. This is where conditional assignment comes in.

Conditional assignment allows you to build additional conditions in the Users and Roles section of a trigger to assign end users based on values of one or two questions. You can create many of these conditions in order to enforce complex logic to ensure the right users are assigned to the relevant roles in your case, even if the survey data is coming from another source besides traditional respondents.

©2024 Forsta. All Rights Reserved. a PG Forsta company.

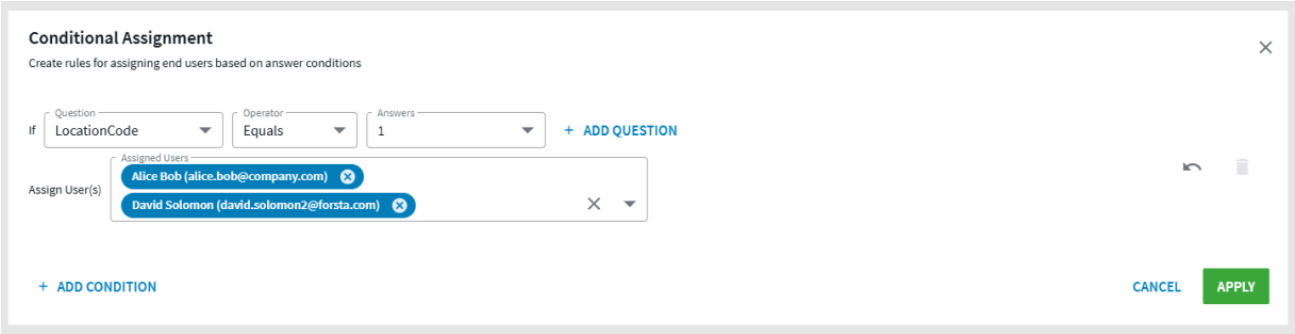

Conditional Assignment is currently behind a feature toggle. For access, please contact your Account Representative or Forsta Plus Support.

3. Survey Designer

We've recently introduced an improvement to the Open Assist question experience in Forsta Plus, live on all environments now.
Going forward, when an Open Assist question is launched, an additional variable will be automatically created (behind the scenes) to store the AI prompts shown to respondents. This variable will be named [qid]_prompts and will contain all prompts presented during the interaction, with each prompt on a new line.

This variable:

- Is visible in survey data editors, and is exported
- Can be accessed via survey piping and scripting
- Is available in Hubs
- Can be used in Studio dashboards

One of the most common requests has been the ability to see exactly what prompts respondents received, and this update directly addresses that need.

We've also updated the documentation with details on prompt capture, along with additional guidance for the prompt context field: https://forstasurveydesigner.zendesk.com/hc/en-us/articles/30506192658971-Open-Assist

If you'd like to see this in action, you can try it out in either of our demo surveys (both links can be shared publicly):

- Whitespace demo survey
- Original demo survey

©2024 Forsta. All Rights Reserved. a PG Forsta company.

Forsta Visualizations

1. Report Insight – a new AI object in StoryTeller

We are introducing *Report Insight*, a new object that allows AI to analyze your report slides and generate text-based insights directly within your slide.
The object works by sending screenshots of selected slides to the AI, returning structured insights that can be styled and displayed as part of your reporting.
You can analyze:

- The current slide
- The entire report
- Selected slides

Predefined prompts such as *Standard analysis* and *Executive summary* are available, along with support for custom prompts.

*Please read the full **Release Notes** for additional information!

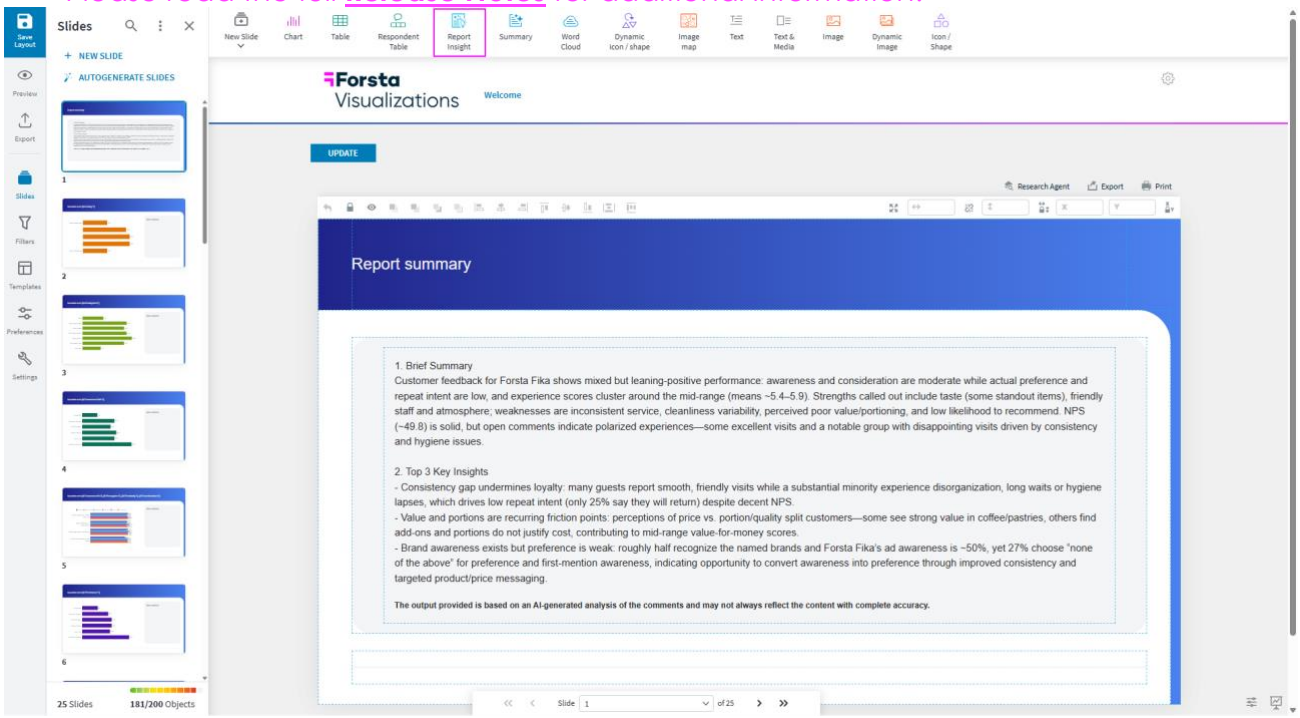

©2024 Forsta. All Rights Reserved. a PG Forsta company.

2. **Research Agent**
The Research Agent is now available not only for admins, but also for report users! Users can analyze slides using predefined prompts, custom prompts, or the dynamic prompt generator to get insights, summaries, and recommendations directly within StoryTeller.

Users have access to two predefined prompts, Standard analysis and Executive summary, as well as the option to write their own prompt or use the "Dynamic prompt generator", which creates prompts based on the selected slides.

NOTE: To enable Research Agent for report users, user-level access rights must be enabled either directly in the User permissions within the project or within the user Excel file.

3. **StoryTeller improvements – Rounded bar edges**
You can now apply rounded corners to bars in charts, allowing for more modern and flexible visual styling.

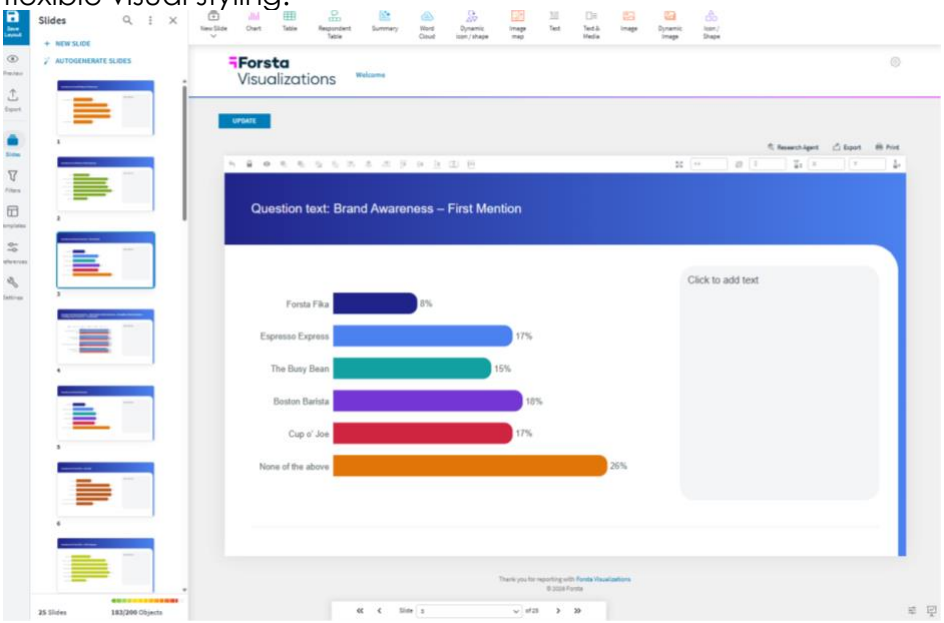

4. **Data management – Delete multiple answers**
It is now possible to delete multiple answers at once directly from the Answer block page, making data management faster and more efficient.

©2024 Forsta. All Rights Reserved. a PG Forsta company.

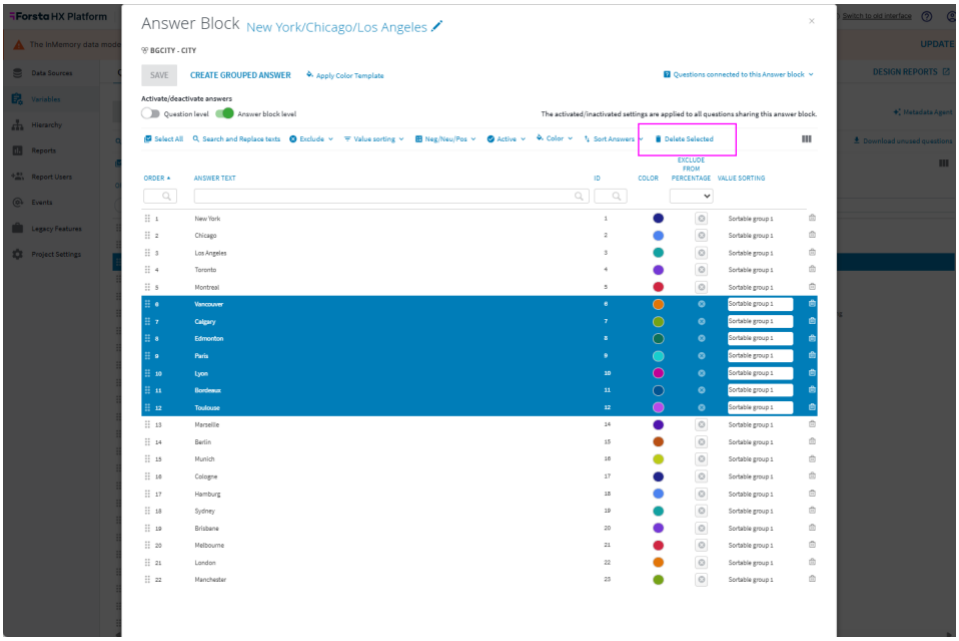

5. **Admin setting – Disable all AI**
A new customer-level setting allows all AI functionality to be disabled across projects. When disabled:

- AI features remain visible but inactive
- AI-powered objects become non-editable
- Previously generated outputs remain available

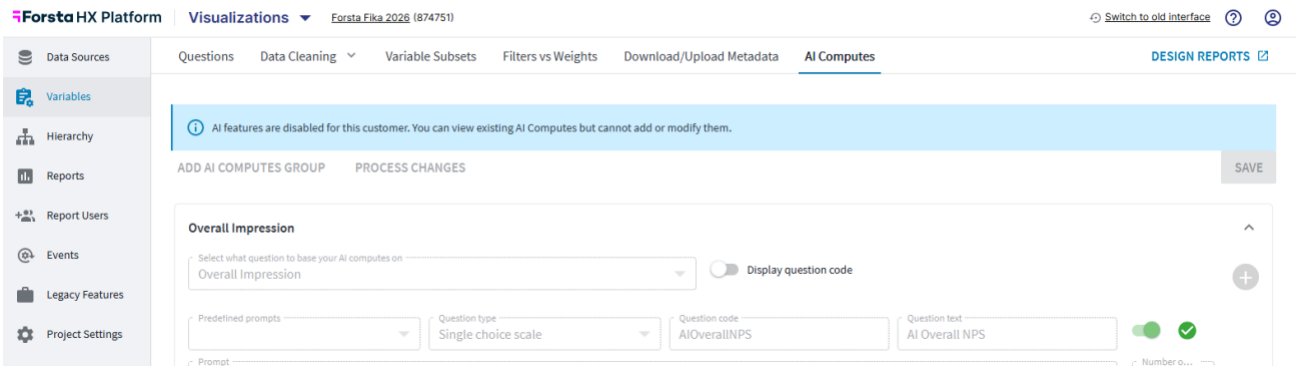

6. **Updated StoryTeller UI – Enabled by default for new projects**
The updated StoryTeller interface is now enabled by default for all new projects, continuing the rollout of the improved setup experience.

©2024 Forsta. All Rights Reserved. a PG Forsta company.