Forsta

February 2026

Product Release

Customer Success

In the month of February, we added new features for you to check out for the following products:

— Panel Management

1. Community - You can now copy an existing language to create a new one in Language Manager.
2. Community - You can now randomize choices in quick polls.

— Decipher (Forsta Surveys)

1. Project Hibernation is now live!
2. Data Downloads now includes the JSON with Labels and Tab Delimited (Unquoted) formats.
3. A new API endpoint allows reading and writing of user permissions per survey.

— Forsta Plus

1. Studio Hierarchy improvements in datagrids
2. Studio: New button action type **setFilter**

Keep reading to learn about these improvements!

You can also now review previous months' product updates at any time via the knowledge base!

https://pgforstaproductupdates.zendesk.com/hc/en-us/p/ProductUpdates

Panel Management

©2024 Forsta. All Rights Reserved. a PG Forsta company.

1. Community - You can now copy an existing language to create a new one in Language Manager.

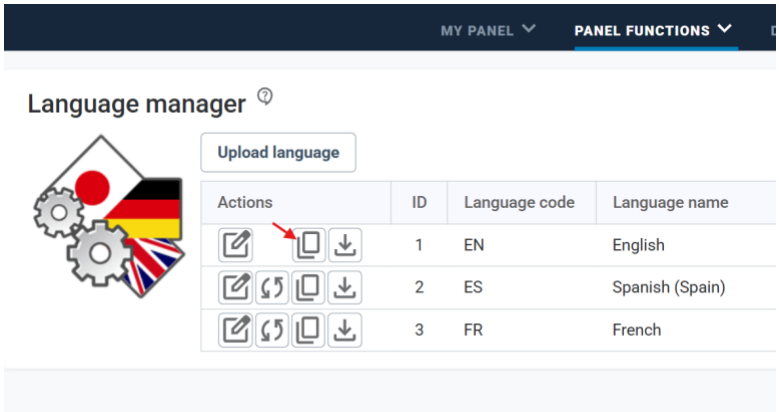

Learn more about Language Manager here

2. Community - You can now randomize choices in quick polls.

When creating or editing your quick poll, if "Randomize" is selected, the position of this option will be randomly swapped with other randomized options.

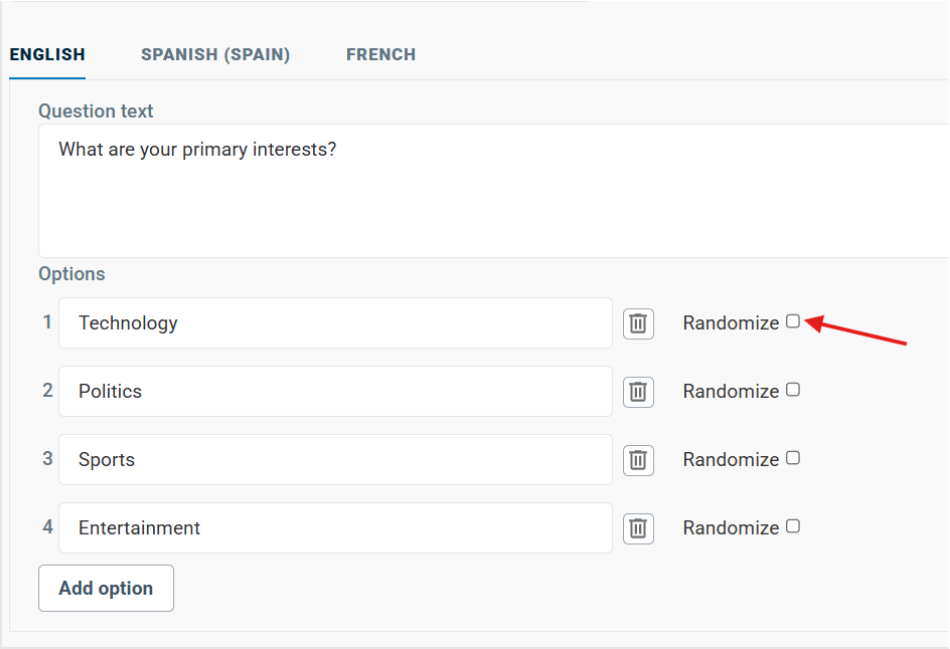

©2024 Forsta. All Rights Reserved. a PG Forsta company.

Decipher (Forsta Surveys)

1. **Project Hibernation is now live!**
   Inactive projects are automatically moved to slower-access storage and reactivated when accessed.

   Surveys that have not been accessed and meet the inactivity criteria defined below are hibernated. Surveys that are live can be hibernated if:

   - No respondents have taken the survey
     AND
   - No users have accessed the survey in the last 90 days.

     All survey data is saved when the project is hibernated.

   Learn more: Hibernated Surveys

2. **New Data Download formats**
   Data Downloads now includes the JSON with Labels and Tab Delimited (Unquoted) formats.
   Learn more about Data Downloads here:
   Formatting Options JSON with labels
   Formatting Options Tab-Delimited (Unquoted)

3. **New API Endpoint**

   A new API endpoint allows reading and writing of user permissions per survey.

Documentation: Survey Users

©2024 Forsta. All Rights Reserved. a PG Forsta company.

Forsta Plus

1. Studio Hierarchy improvements in datagrids

What's New?

- The introduction of a new data grid row type **reportingHierarchy** which is optimised for performance very large hierarchies. This new row type is a superset of previous hierarchy row types (comparison and selected, both nested and flat types) and has properties that can be mapped to existing configurations.
- The ability to add additional hierarchy UI for the dashboard viewer, including the ability to switch from flat to nested mode, collapse /expand all and search. (note this is only supported for row reportingHierarchy, not other types)
- The ability to link the hierarchy in the datagrid to a filter, and set a filter on a row of the hierarchy

Why?

- **Improved dashboard performance** for tables with large hierarchies, especially common in EX reporting scenarios.
- **Better end user experience** in the ability to control hierarchy settings by the dashboard viewer, and interactively search / filter using the hierarchy,

Availability

These features are **available now** to all users. Note: these new features are currently **CDL only**, and we are working on extending the visual designer experience this quarter to add these capabilities via the UI.

The full set of properties available can be found in the CDL reference guide here: https://author.us.confirmit.com/docs/studio/current/reference/Widgets/widget.dataGrid.widget_dataGrid.html#widget_dataGrid-widget_dataGrid_row_reportingHierarchy.reportingHierarchy

The new hierarchy controls for the end user to search, switch types, etc:

©2024 Forsta. All Rights Reserved. a PG Forsta company.

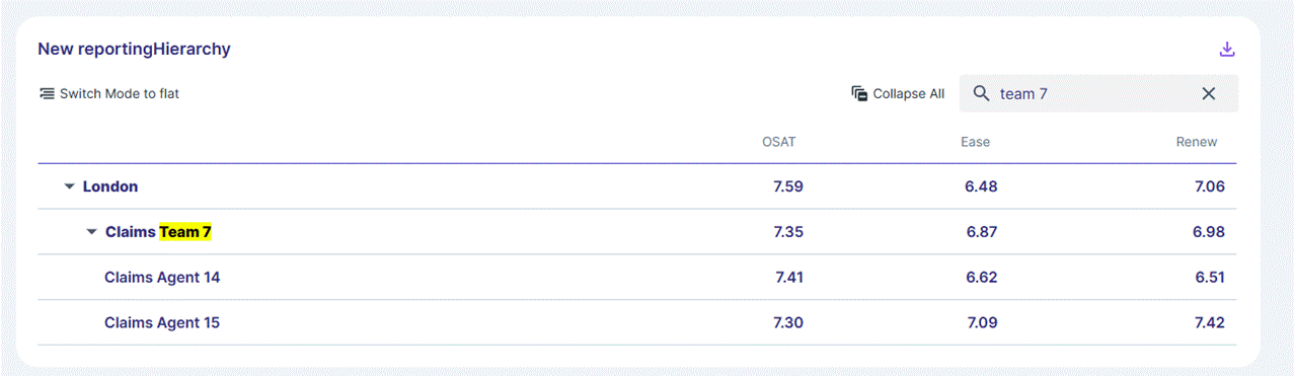

Setting a filter on a hierarchy row (appears on hover when enabled):

2. Studio: New button action type **setFilter**

   This can be used individually chained with other button actions (e.g. navigate, setSelector) and can be used to set codes of a named categorical filter in the filter panel.

   Why?

   Greater flexibility in creating navigation experiences to pages that are specific to only a sub-segment of data e.g. for the EX lifecycle offering, this allows a user to navigate to a page and filtering for a specific survey type.

   Availability

   The new CDL property is **available now** to all users.
   The CDL reference guide and Knowledge base updates will be available in due course.

©2024 Forsta. All Rights Reserved. a PG Forsta company.

Example syntax snippet on a dashboard - Clicking the button sets the filter panel filter for claimscenter:

```
    value: average(numeric(:USAI))
  }
}

label: "Hierarchy"
}
page #page_2 {
  label: "setFilter"
  widget headline #headlineWidget {
    label: "Action SetFilter"
    layoutArea footer #footerLayoutare
      button #button {
        label: "Click me"
        type: "primary"
        action setFilter {
          filter: claimsFilter
          codes: "1", "3"
        }
      }
    }
    tile markdown #markdownTile {
      value: "A new button action setF

This simple example added to the butto

>         action setFilter {
          filter: claimsFilter
          codes: \"1\", \"3\"
        }
```

Action SetFilter

A new button action setFilter has been introduced. This can be chained with other actions (e.g. navigate, setSelector) and can be used to set codes of a named categorical filter in the filter panel.

This simple example added to the button below sets the claimsCenter filter to codes 1 and 3 (Cardiff and London) when clicked:

```
action setFilter {
  filter: claimsFilter
  codes: "1", "3"
}
```

Click me

My Data

	Overall Experience with Claim Service
Cardiff	7.52
Glasgow	7.40
London	7.59
Manchester	7.63

©2024 Forsta. All Rights Reserved. a PG Forsta company.