



July 2025

# Product Release

Customer Success



Welcome!

In the month of July, we added new features for you to check out for the following products:

— Panel Management

1. Improved defaults for new Panels
2. Additional Panelist Activity Filtering option

— Forsta Surveys (Decipher)

1. New survey compatibility
2. Language Manager updates
3. Skip element

— Forsta Visualizations

1. Updated user interface for Filter setup in StoryTeller
2. Updates to the Summary Object
3. DCM raw data export

— Forsta Plus

1. Studio: PowerPoint Export Service
2. New version of Forsta Go!

Keep reading to learn about these improvements!

You can also now review previous months' product updates at any time via the knowledge base!

<https://pgforstaproductupdates.zendesk.com/hc/en-us/p/ProductUpdates>

# Panel Management

1. A set of predefined datapoints and email templates have been for **new** panels

When creating a new panel, **datapoints** for First Name, Last Name, Gender, Date of Birth, Phone and Age will be created by default and assigned their corresponding system field.

*Tip: When creating a registration survey for your new panel, make sure to pull in these datapoints to your survey to not create duplicate fields.*

The default **Email Template** is now responsive – providing the placeholders for your logo, content, links and other template presets.

*Tip: Prior to launching your first Campaign or Newsletter, update your email template to match your panel branding!*

**Learn more about email templates here:** [Email Templates](#)

2. Panel users now can create an activity filter for panelists who have available surveys that they have not taken yet

Create activity filter ⓘ

Properties

Name

Description

Type

- Invitation frequency
- Participation frequency
- Completion frequency
- Project-specific
- Category-specific
- Client-specific
- Topic-specific
- Available surveys

Filter condition

Has surveys available

**Learn more:** [Activity Filters](#)

# Surveys (Decipher)

## 1. Survey Versioning

The new survey compatibility level is 154. The system automatically uses **compat="154"** for all new surveys. The new level adds the following features:

- Accordion style for single select grid questions is now available on desktop mode

Learn More: [Style Settings](#)

**Question Display Options**

Keep With:  
Select One... ▾

Display 1-Column Question As:  
Use Survey Default ▾

Display as Accordion on Desktop:  
Use Survey Default ▾

Display as Accordion on Mobile:  
Use Survey Default ▾

**Style Option Description**

Sets whether single select grids should render as accordions instead of tables for this survey when viewed on mobile device.

Cancel Save and Preview Save and Close

- Users can now zoom in and out while in Respondent View, which improves accessibility
2. The system **Language Manager** now includes entries for more respondent error messages.
  3. The **Skip element** can now target elements within blocks.

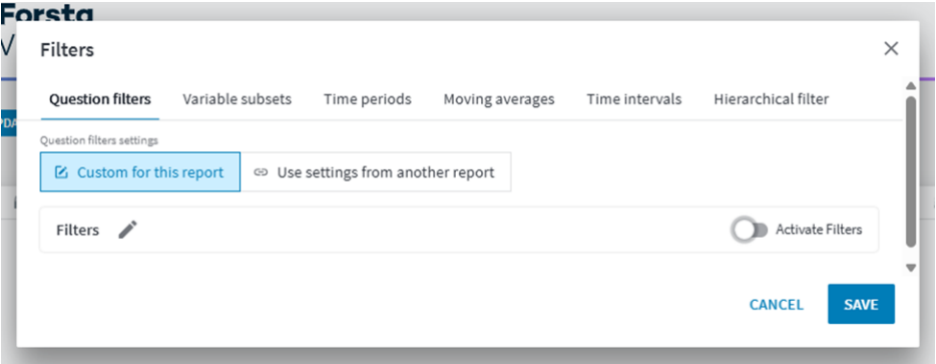
# Forsta Visualizations

## StoryTeller

1. Updated user interface for Filter setup in StoryTeller

We have consolidated all optional filter options with the hierarchical filter setup screens into a single, unified location. This integration is designed to streamline the process of locating and adjusting the necessary settings. To use the new UI, enable "Use new StoryTeller setup layout" under Project settings → Beta settings in your project.

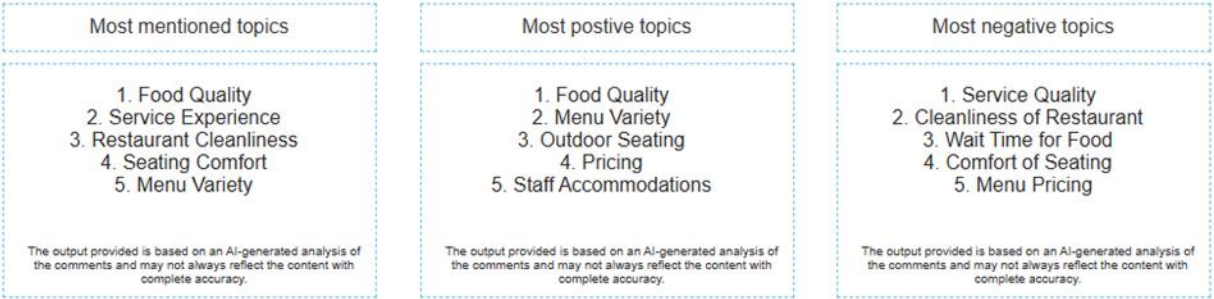
**NOTE!** There are no new or removed features, but the position and/or how they look may have changed. In the left panel, clicking on any of these links will take you to the new panel.



**2. Summary Object**

**a. Most mentioned topic prompt**

We have added the prompt to show "most mentioned topic" within our Summary object. This enhancement allows you to view the most mentioned topics, regardless of their sentiment (positive or negative). This provides a more comprehensive overview of the topics being discussed.



**b. Add categorical questions as additional information**

We've introduced a new feature within our Summary object that allows for the creation of more detailed summaries by incorporating additional questions from your survey. This enhancement enables the AI to consider

various background questions, such as age, gender, brand familiarity, or any other categorical questions, providing a comprehensive summary of open-ended responses.

**What do you think about Forsta Fika?  
Gender and Age is added as additional variables**

The feedback from respondents highlights several key themes regarding their experiences at the coffeehouse. Overall, sentiments are mixed, with many praising the food quality and service while expressing concerns about cleanliness and value. Notably, younger respondents (19 or younger) frequently mentioned cleanliness issues, while older respondents (60 or older) often appreciated the atmosphere but noted high prices. Female respondents tended to emphasize the need for improved service and cleanliness more than their male counterparts. Actionable insights include enhancing cleanliness standards and reassessing pricing strategies to improve perceived value, particularly for younger patrons.

The output provided is based on an AI-generated analysis of the comments and may not always reflect the content with complete accuracy.

**c. DCM Raw data export**

We have enabled the option to download raw data for your Discrete Choice Model (DCM) test executed in Forsta Surveys (Decipher) and imported to Forsta Visualizations.

## Forsta Plus

### Studio

**1. PowerPoint Export Service – Limited Availability**

The PowerPoint export feature is now in Limited Availability! Please contact your Customer Success Manager to request feature toggle enablement. We plan to release to General Availability in Q4.

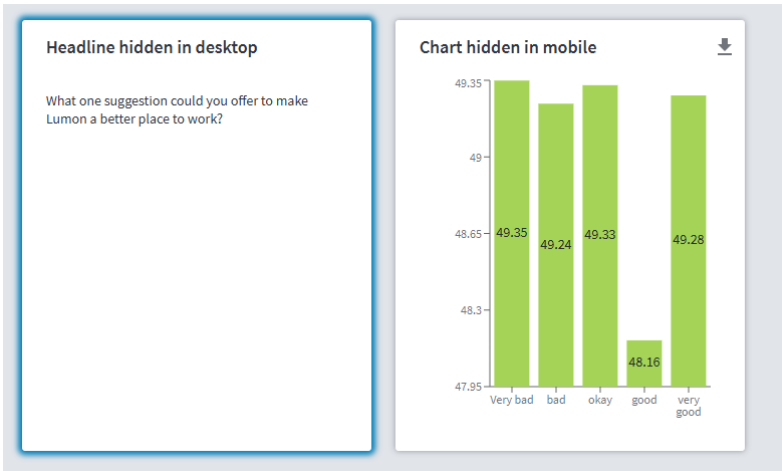
**2. Forsta Go**

A new version of Forsta Go is available! You can download Android version 2025.7.9 and iOS version 2025.7.8 from their respective app stores. Among the many improvements, you can now dynamically show content to users depending on how they're viewing a report (i.e. Desktop vs. Mobile).

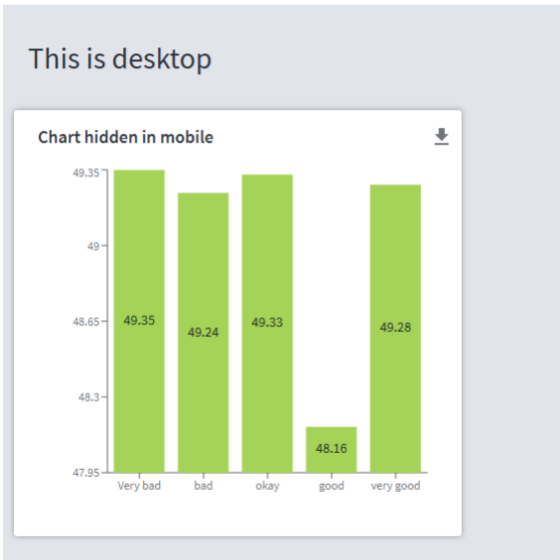
## How to hide widgets and pages depending on how you're viewing the report

The CDL code `@applicationContext.renderingMode` returns the current rendering mode, whether it's "desktop", "mobile", "pdf", etc. So, you can use code like `'hide:@applicationContext.renderingMode = "desktop"'` to selectively hide certain pages and widgets for a mobile report.

As a simple example, suppose you have a report with two widgets:




You can use the application context to show just the chart widget in desktop:




And just the headline widget in mobile:

Page 1



Headline hidden in desktop

What one suggestion could you offer to make  
Lumon a better place to work?



You can try this out and more on Forsta Go by simply downloading and opening the app, and selecting "View Sample Reports" on the bottom of the screen:



Site  
US

CONNECT

By tapping "Connect", you agree to our  
[Terms and Conditions](#)

[Sign in to an organization](#)

View Sample Reports